



Mondrian

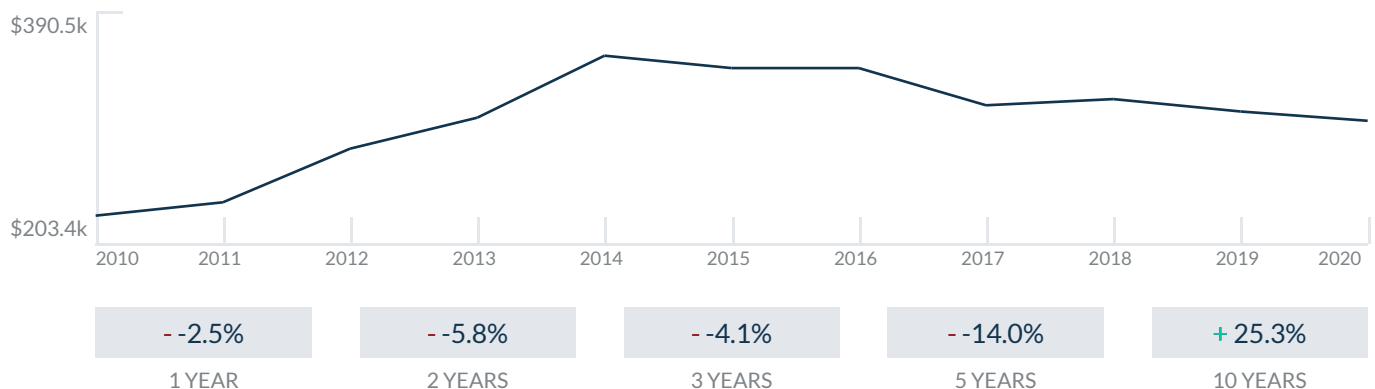
1100 West Ave
Miami Beach, FL 33139

Every month we compile this comprehensive market report focus on Mondrian in this convenient and easy to read format. Our datas comes from more than six different sources including MLS Associations, County Offices and Financial Institutions. Get this report for free every month on our website mondriansouthbeachcondosforsale.com.

Property Stats

POSTAL CODE 33139

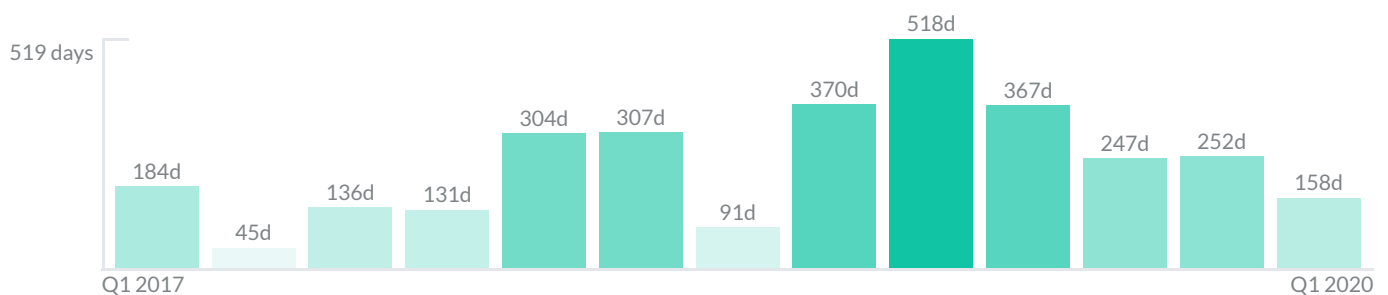
The property stats graph represents the median price evolution since ten years in your postal code area.



Similar Properties

DAYS ON THE MARKET

Everyday 3 months we monitor how many days it takes for similar properties to be sold. This is also a good indicator to know when to buy or sale!



Mortgage Rates

PER YEAR

Understanding mortgage economics is important when you want to buy with a loan. Below is the historical yearly average mortgage rates in the Unites States retrieved from Freddie Mac©

30 YEARS FIXED 4.4%



15 YEARS FIXED 3.9%



5/1-YEAR ADJUSTABLE 3.9%



Schools

CLOSEST

Having good schools nearby is important if you have kids or plan to rent or sell your home. Ratings are retrieved from the leading independent and nonprofit GreatSchools©

ELEMENTARY SCHOOL	MIDDLE SCHOOL	HIGH SCHOOL
School For Advanced Studies 10/10	Anna Maria De Hostos Youth Leadership Center 1/10	New York School Of The Arts 10/10

Insights

IN MONDRIAN

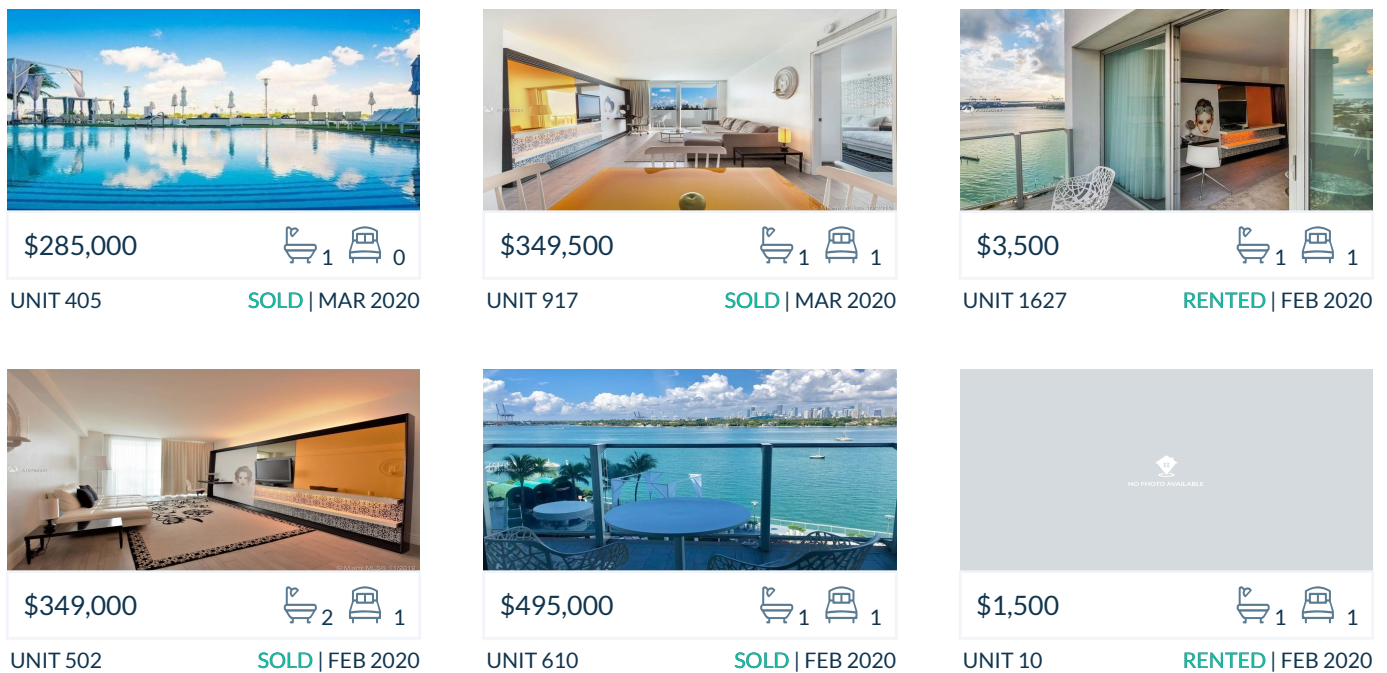
Below the average listing prices of available unit per property type.



Activity

SOLD OR RENTED

Below the latest transactions reported by the local MLS Association for Mondrian



Sold

LAST 20 PROPERTIES SOLD IN MONDRIAN

Unit	Price	Beds/Baths	\$/Sqft	Sqft	Buying Date	Days on Market
405	\$285,000	0/1	\$422.2	675	Mar 2020	14
917	\$349,500	1/1	\$503.6	694	Mar 2020	98
502	\$349,000	1/2	\$431.4	809	Feb 2020	61
610	\$495,000	1/1	\$711.2	696	Jan 2020	537
704	\$315,000	1/2	\$425.1	741	Jan 2020	98
404	\$349,000	1/2	\$471.0	741	Jan 2020	141
601	\$325,000	1/1	\$464.3	700	Dec 2019	59
923	\$285,000	1/1	\$410.7	694	Dec 2019	282
TS-5	\$5,750,000	2/2	\$3,034.3	1,895	Nov 2019	90
1117	\$399,000	0/1	\$515.5	774	Nov 2019	28
1007	\$300,000	0/1	\$590.6	508	Oct 2019	959
1527	\$389,000	1/1	\$637.7	610	Oct 2019	41
912	\$395,000	0/1	\$801.2	493	Oct 2019	306
823	\$319,000	1/1	\$459.7	694	Sep 2019	154
411	\$325,000	1/1	\$468.3	694	Aug 2019	162
523	\$314,000	1/1	\$452.4	694	Aug 2019	689
604	\$319,000	1/1	\$430.5	741	Aug 2019	110
908	\$320,000	0/1	\$603.8	530	Aug 2019	261
622	\$429,000	0/1	\$870.2	493	Jul 2019	106
1214	\$590,000	1/1	\$850.1	694	Jun 2019	732

Rented

LAST 20 PROPERTIES RENTED IN MONDRIAN

Unit	Price	Beds/Baths	\$/Sqft	Sqft	Rented Date	Days on Market
1627	\$3,500	1/1	\$5.1	684	Feb 2020	156
10	\$1,500	1/1	\$0.2	9,858	Jan 2020	103
808	\$2,700	0/1	\$5.1	530	Dec 2019	245
1124	\$3,300	1/1	\$4.8	694	Mar 2019	263
1	\$1,800	1/1	\$2.6	695	Mar 2019	5
823	\$3,000	1/1	\$4.9	610	Dec 2018	317
1214	\$3,350	1/1	\$4.8	694	Nov 2018	43
1101	\$2,600	1/1	\$3.7	700	Aug 2018	94
402	\$3,400	1/2	\$4.2	809	Jul 2018	22
622	\$3,800	0/1	\$7.7	493	May 2018	133
808	\$5,500	0/1	\$10.4	530	Mar 2018	110
723	\$2,999	1/1	\$4.0	756	Dec 2017	48
722	\$2,700	0/1	\$5.5	493	Dec 2017	139
722	\$2,700	0/1	\$5.5	493	Dec 2017	139
1101	\$2,750	1/1	\$3.9	700	Nov 2017	97
1101	\$2,750	1/1	\$3.9	700	Nov 2017	97
702	\$2,350	1/1	\$2.9	809	Nov 2017	12
702	\$2,350	1/2	\$2.9	809	Nov 2017	12
1504	\$3,500	1/1	\$3.9	890	Oct 2017	111
1504	\$3,500	1/2	\$3.9	890	Oct 2017	111

Currently Listed

ACTIVE LISTINGS 1/4

Unit	Price	Beds/Baths	\$/Sqft	Sqft	Listing Date	Owner
TS-2...	\$6,795,000	3/4	\$4,609.9	1474	Feb 2020	DEAN CARR
311	\$299,900	1/1	\$432.1	694	Feb 2020	U S BANK NAT...
403	\$310,000	0/1	\$665.2	466	Feb 2020	N/A
405	\$2,500/mth	0/1	\$3.7	675	Feb 2020	IGOR GUREVI...
412	\$3,000/mth	0/1	\$6.1	493	Feb 2020	ANVITA SINHA
421	\$4,000/mth	1/1	\$5.9	676	Mar 2020	ERWIN BENE...
508	\$305,000	0/1	\$575.5	530	Mar 2020	JIM PERKINS...
515	\$279,000	0/1	\$575.3	485	Feb 2020	MICHELLE L V...
517	\$4,200/mth	1/1	\$6.1	694	Feb 2020	LOUIS G CAN...
526	\$695,000	2/2	\$638.8	1088	Mar 2020	HASAN TAGI...
526	\$5,500/mth	2/2	\$5.1	1088	Feb 2020	HASAN TAGI...
606	\$3,000/mth	0/1	\$6.3	477	Feb 2020	NELSON PRO...
606	\$299,000	0/1	\$626.8	477	Mar 2020	NELSON PRO...
610	\$475,000	1/1	\$682.5	696	Mar 2020	N/A
615	\$279,000	0/1	\$575.3	485	Feb 2020	MICHELLE L V...
619	\$300,000	0/1	\$597.6	502	Feb 2020	N/A
620	\$3,500/mth	0/1	\$5.0	696	Feb 2020	HARUTYUN D...
627	\$355,000	1/1	\$582.0	610	Feb 2020	N/A
702	\$2,350/mth	1/2	\$2.9	809	Feb 2020	DIEGO ZANET...
714	\$550,000	1/1	\$790.2	696	Feb 2020	ALESSANDRO...

Currently Listed

ACTIVE LISTINGS 2/4

Unit	Price	Beds/Baths	\$/Sqft	Sqft	Listing Date	Owner
716	\$675,000	2/2	\$620.4	1088	Feb 2020	JEZKAS LLC C...
720	\$549,000	1/1	\$788.8	696	Mar 2020	MICHAEL CO...
726	\$699,000	2/2	\$642.5	1088	Jan 2020	REFERENCE O...
727	\$400,000	1/1	\$561.8	712	Feb 2020	N/A
802	\$3,500/mth	1/2	\$4.3	809	Feb 2020	N/A
808	\$325,000	0/1	\$613.2	530	Mar 2020	N/A
810	\$3,500/mth	0/1	\$5.0	696	Feb 2020	CRAIG L STEI...
811	\$3,900/mth	1/1	\$5.2	750	Feb 2020	JACQUELINE...
816	\$7,000/mth	2/2	\$6.4	1088	Feb 2020	N/A
816	\$665,000	2/2	\$611.2	1088	Feb 2020	N/A
827	\$2,500/mth	1/1	\$4.1	610	Feb 2020	SUSANNA DA...
915	\$282,000	0/1	\$581.4	485	Mar 2020	HOWARD FINE
924	\$530,000	1/1	\$757.1	700	Feb 2020	N/A
926	\$6,000/mth	2/2	\$5.5	1088	Feb 2020	RICK TEASTA
927	\$370,000	1/1	\$606.6	610	Mar 2020	N/A
927	\$3,000/mth	1/1	\$4.9	610	Mar 2020	N/A
1003	\$295,000	0/1	\$633.0	466	Nov 2019	N/A
1006	\$325,000	0/1	\$681.3	477	Feb 2020	N/A
1007	\$3,500/mth	0/1	\$6.9	508	Feb 2020	N/A
1011	\$399,000	1/1	\$574.9	694	Feb 2020	BRADLY S KO...

Currently Listed

ACTIVE LISTINGS 3/4

Unit	Price	Beds/Baths	\$/Sqft	Sqft	Listing Date	Owner
1014	\$490,000	1/1	N/A	N/A	Mar 2020	N/A
1015	\$299,000	0/1	\$616.5	485	Feb 2020	JEANINNE T L...
1019	\$2,500/mth	0/1	\$5.0	502	Feb 2020	N/A
1020	\$540,000	1/1	\$775.9	696	Jan 2020	KE ZHAO
1114	\$3,500/mth	1/1	\$5.0	694	Dec 2019	BRUNO CHAR...
1116	\$5,850/mth	2/2	\$5.4	1088	Feb 2020	N/A
1116	\$749,000	2/2	\$688.4	1088	Feb 2020	N/A
1126	\$870,000	2/2	\$731.1	1190	Feb 2020	N/A
1127	\$460,000	1/1	\$754.1	610	Feb 2020	N/A
1203	\$370,000	0/1	N/A	N/A	Feb 2020	MAGALI VAZ...
1210	\$589,000	1/1	\$846.3	696	Dec 2019	N/A
1214	\$520,000	1/1	\$749.3	694	Mar 2020	ANDRES COL...
1214	\$4,500/mth	1/1	\$6.5	694	Feb 2020	ANDRES COL...
1402	\$3,500/mth	1/2	\$4.3	809	Feb 2020	N/A
1407	\$2,500/mth	0/1	\$4.9	508	Feb 2020	N/A
1407	\$278,018	0/1	\$547.3	508	Mar 2020	N/A
1501	\$399,000	1/1	\$570.0	700	Feb 2020	N/A
1514	\$520,000	1/1	\$749.3	694	Feb 2020	N/A
1517	\$439,000	1/1	\$632.6	694	Feb 2020	N/A
1520	\$3,500/mth	1/1	\$5.0	696	Feb 2020	N/A

Currently Listed

ACTIVE LISTINGS 4/4

Unit	Price	Beds/Baths	\$/Sqft	Sqft	Listing Date	Owner
1610	\$570,000	1/1	\$819.0	696	Feb 2020	OLIVER KWO...
1621	\$399,000	1/1	\$590.2	676	Feb 2020	MONDRIAN 1...
1624	\$494,000	1/1	\$711.8	694	Feb 2020	GARY PALMER
1626	\$5,500/mth	2/2	\$5.1	1088	Feb 2020	ODDONE VA...