



## Mondrian

1100 West Ave  
Miami Beach, FL 33139

Every month we compile this comprehensive market report focus on Mondrian in this convenient and easy to read format. Our datas comes from more than six different sources including MLS Associations, County Offices and Financial Institutions. Get this report for free every month on our website [mondriansouthbeachcondosforsale.com](http://mondriansouthbeachcondosforsale.com).

## Property Stats

POSTAL CODE 33139

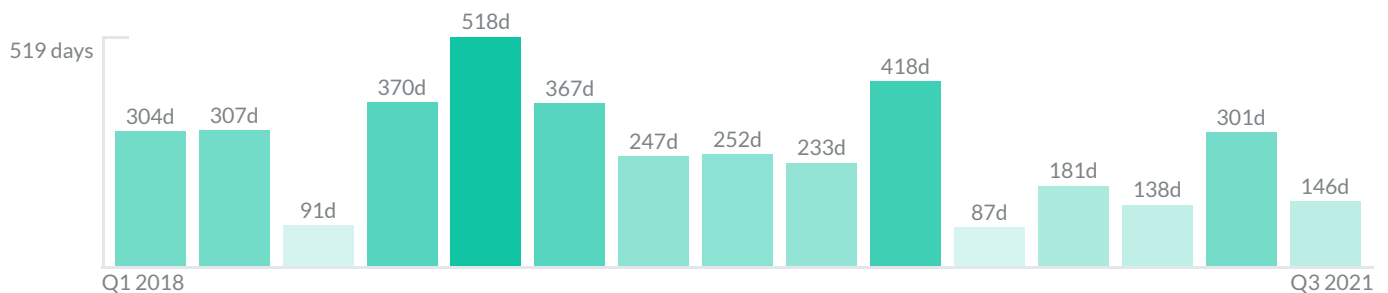
The property stats graph represents the median price evolution since ten years in your postal code area.



## Similar Properties

DAYS ON THE MARKET

Everyday 3 months we monitor how many days it takes for similar properties to be sold. This is also a good indicator to know when to buy or sale!



# Mortgage Rates

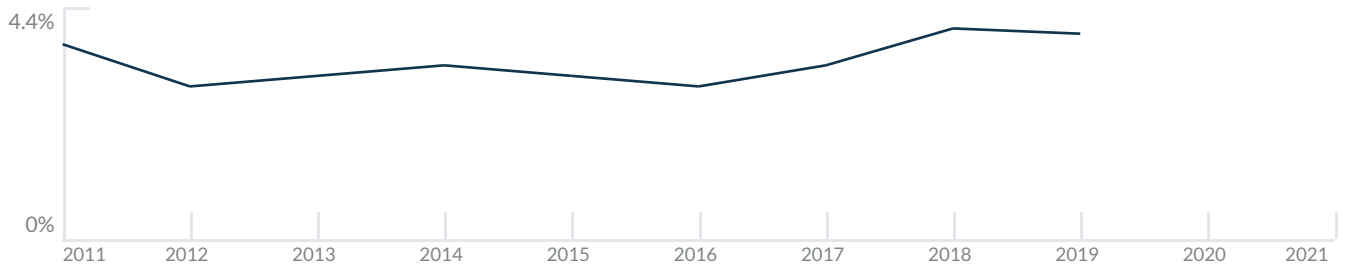
PER YEAR

Understanding mortgage economics is important when you want to buy with a loan. Below is the historical yearly average mortgage rates in the Unites States retrieved from Freddie Mac©

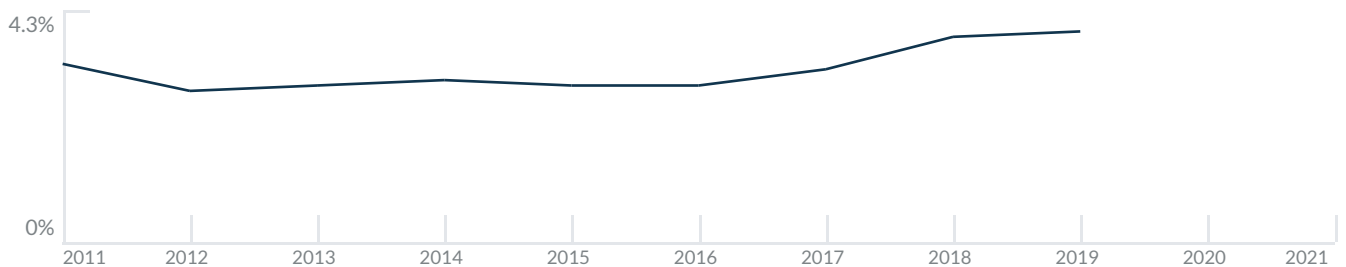
30 YEARS FIXED 4.4%



15 YEARS FIXED 3.9%



5/1-YEAR ADJUSTABLE 3.9%



# Schools

CLOSEST

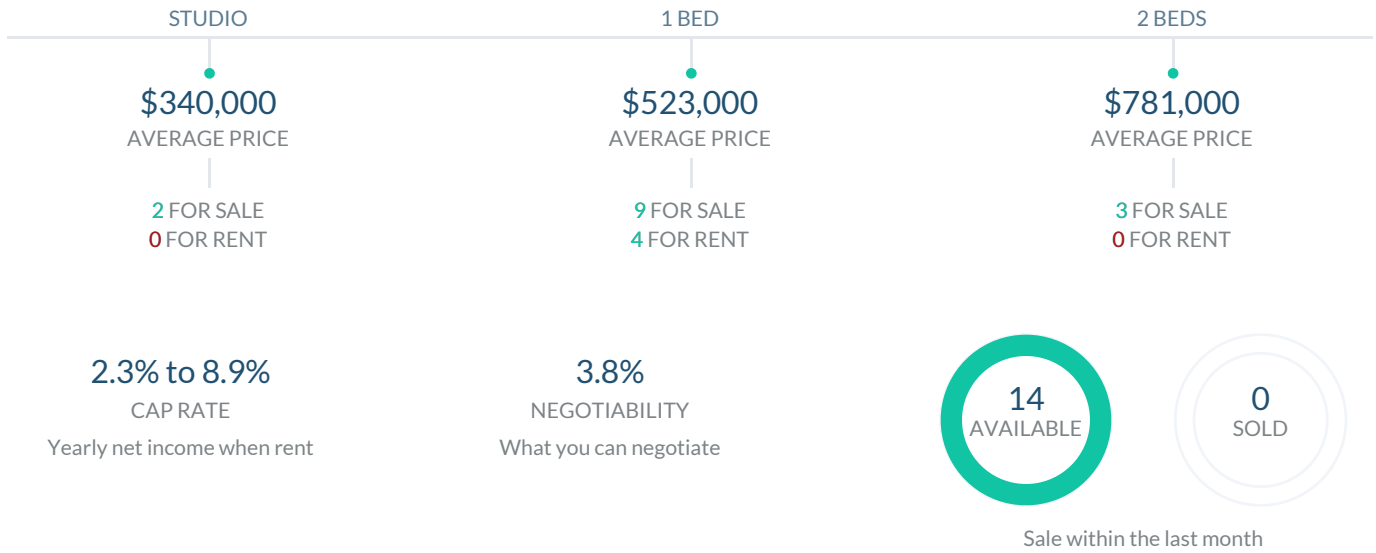
Having good schools nearby is important if you have kids or plan to rent or sell your home. Ratings are retrieved from the leading independent and nonprofit GreatSchools©

ELEMENTARY SCHOOL	MIDDLE SCHOOL	HIGH SCHOOL
School For Advanced Studies	Anna Maria De Hostos Youth Leadership Center	New York School Of The Arts
10/10	1/10	10/10

# Insights

IN MONDRIAN

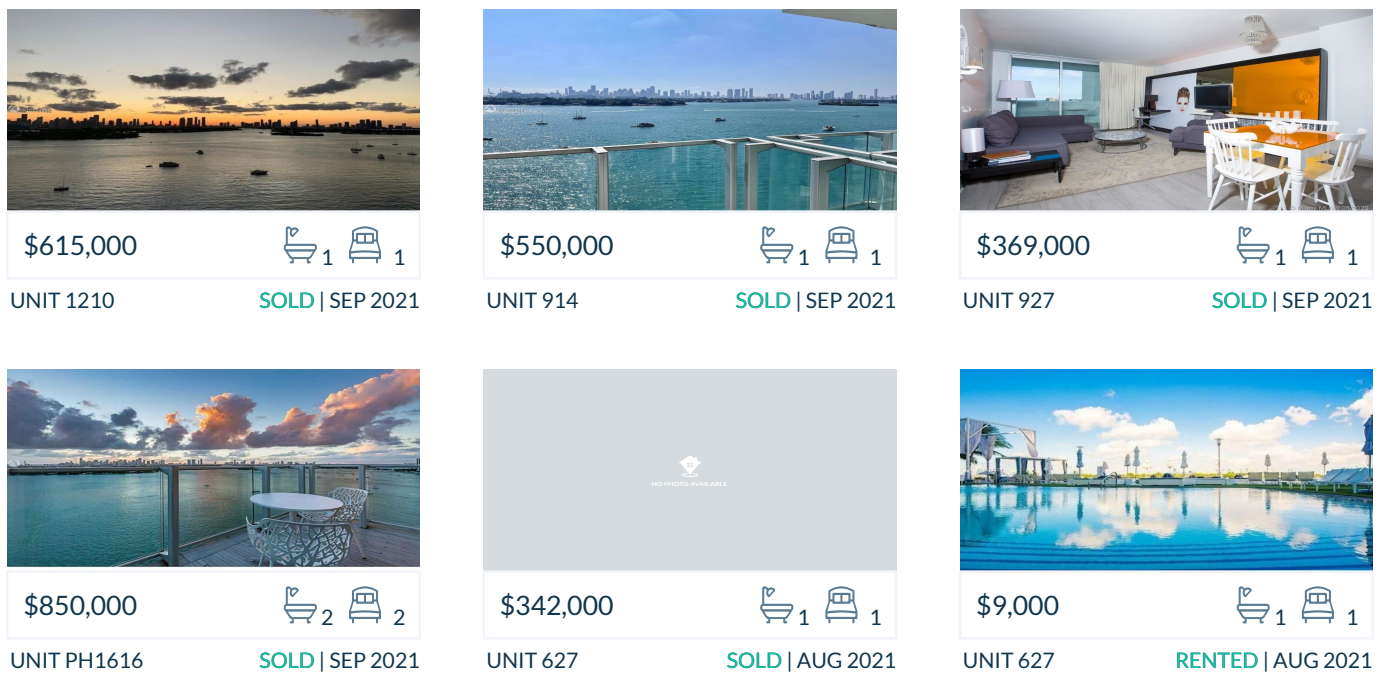
Below the average listing prices of available unit per property type.



# Activity

SOLD OR RENTED

Below the latest transactions reported by the local MLS Association for Mondrian



## Sold

LAST 20 PROPERTIES SOLD IN MONDRIAN

Unit	Price	Beds/Baths	\$/Sqft	Sqft	Buying Date	Days on Market
1210	\$615,000	1/1	\$883.6	696	Sep 2021	172
914	\$550,000	1/1	\$792.5	694	Sep 2021	146
927	\$369,000	1/1	\$604.9	610	Sep 2021	403
PH16...	\$850,000	2/2	\$781.3	1,088	Sep 2021	15
627	\$342,000	1/1	\$560.7	610	Aug 2021	N/A
521	\$399,000	1/1	\$590.2	676	Aug 2021	4
422	\$450,000	0/1	\$912.8	493	Aug 2021	98
1214	\$495,000	1/1	\$713.3	694	Aug 2021	623
314	\$465,000	1/1	\$670.0	694	Aug 2021	101
915	\$282,000	0/1	\$581.4	485	Aug 2021	458
527	\$358,000	1/1	\$586.9	610	Aug 2021	84
402	\$415,000	1/2	\$513.0	809	Aug 2021	42
1404	\$395,000	1/2	\$533.1	741	Aug 2021	42
924	\$490,000	1/1	\$706.1	694	Aug 2021	142
1514	\$525,000	1/1	\$756.5	694	Aug 2021	157
810	\$519,000	1/1	\$745.7	696	Aug 2021	13
501	\$358,000	1/1	N/A	N/A	Jul 2021	27
424	\$535,000	1/1	\$770.9	694	Jul 2021	26
PH24	\$540,000	1/1	\$778.1	694	Jul 2021	39
717	\$345,000	1/1	\$497.1	694	Jul 2021	24

## Rented

LAST 20 PROPERTIES RENTED IN MONDRIAN

Unit	Price	Beds/Baths	\$/Sqft	Sqft	Rented Date	Days on Market
627	\$9,000	1/1	\$14.8	610	Aug 2021	167
427	\$3,400	1/1	\$5.6	610	Aug 2021	32
827	\$3,000	1/1	\$4.9	610	Jun 2021	69
424	\$3,500	1/1	\$5.0	694	Jun 2021	270
1520	\$3,500	1/1	\$5.0	696	Jun 2021	711
802	\$3,200	1/2	\$4.0	809	Jun 2021	711
1124	\$4,000	1/1	\$5.8	694	Jun 2021	40
427	\$2,950	1/1	\$4.8	610	May 2021	25
915	\$2,200	0/1	\$4.5	485	Mar 2021	26
811	\$5,000	1/1	\$6.7	750	Mar 2021	57
1621	\$4,000	1/1	\$5.9	676	Mar 2021	17
1127	\$3,450	1/1	\$5.7	610	Jan 2021	139
1124	\$2,900	1/1	\$4.2	694	Nov 2020	164
620	\$3,300	1/1	\$4.7	696	Oct 2020	37
827	\$1,800	1/1	\$3.0	610	Oct 2020	99
1402	\$2,750	1/2	\$3.4	809	Sep 2020	52
702	\$2,350	1/2	\$2.9	809	Apr 2020	37
1627	\$3,500	1/1	\$5.1	684	Feb 2020	156
10	\$1,500	1/1	\$0.2	9,858	Jan 2020	103
808	\$2,700	0/1	\$5.1	530	Dec 2019	245

## Currently Listed

---

ACTIVE LISTINGS 1/1

Unit	Price	Beds/Baths	\$/Sqft	Sqft	Listing Date	Owner
PH16...	\$750,000	1/1	\$1,080.7	694	Sep 2021	N/A
PH21	\$4,000/mth	1/1	\$5.9	676	Oct 2021	MONDRIAN 1...
PH21	\$455,000	1/1	\$673.1	676	Oct 2021	MONDRIAN 1...
401	\$380,000	1/1	\$542.9	700	Sep 2021	N/A
426	\$728,800	2/2	\$669.9	1088	Oct 2021	FROG VALLEY...
723	\$4,500/mth	1/1	\$6.5	694	Sep 2021	N/A
816	\$715,000	2/2	\$657.2	1088	Oct 2021	N/A
926	\$899,999	2/2	\$827.2	1088	Sep 2021	RICK TEASTA
927	\$3,800/mth	1/1	\$6.2	610	Oct 2021	N/A
1006	\$330,000	0/1	\$691.8	477	Sep 2021	N/A
1010	\$3,500/mth	1/1	\$5.0	696	Sep 2021	TOM MCFALL
1120	\$750,000	1/1	\$1,077.6	696	Sep 2021	CATHERINE A...
1127	\$510,000	1/1	\$836.1	610	Oct 2021	N/A
1227	\$490,000	1/1	\$803.3	610	Sep 2021	N/A
1411	\$375,000	1/1	\$540.3	694	Sep 2021	N/A
1425	\$350,000	0/1	\$721.6	485	Sep 2021	N/A
1517	\$525,000	1/1	\$756.5	694	Sep 2021	N/A
1627	\$468,000	1/1	\$767.2	610	Sep 2021	RYAN TYLER